

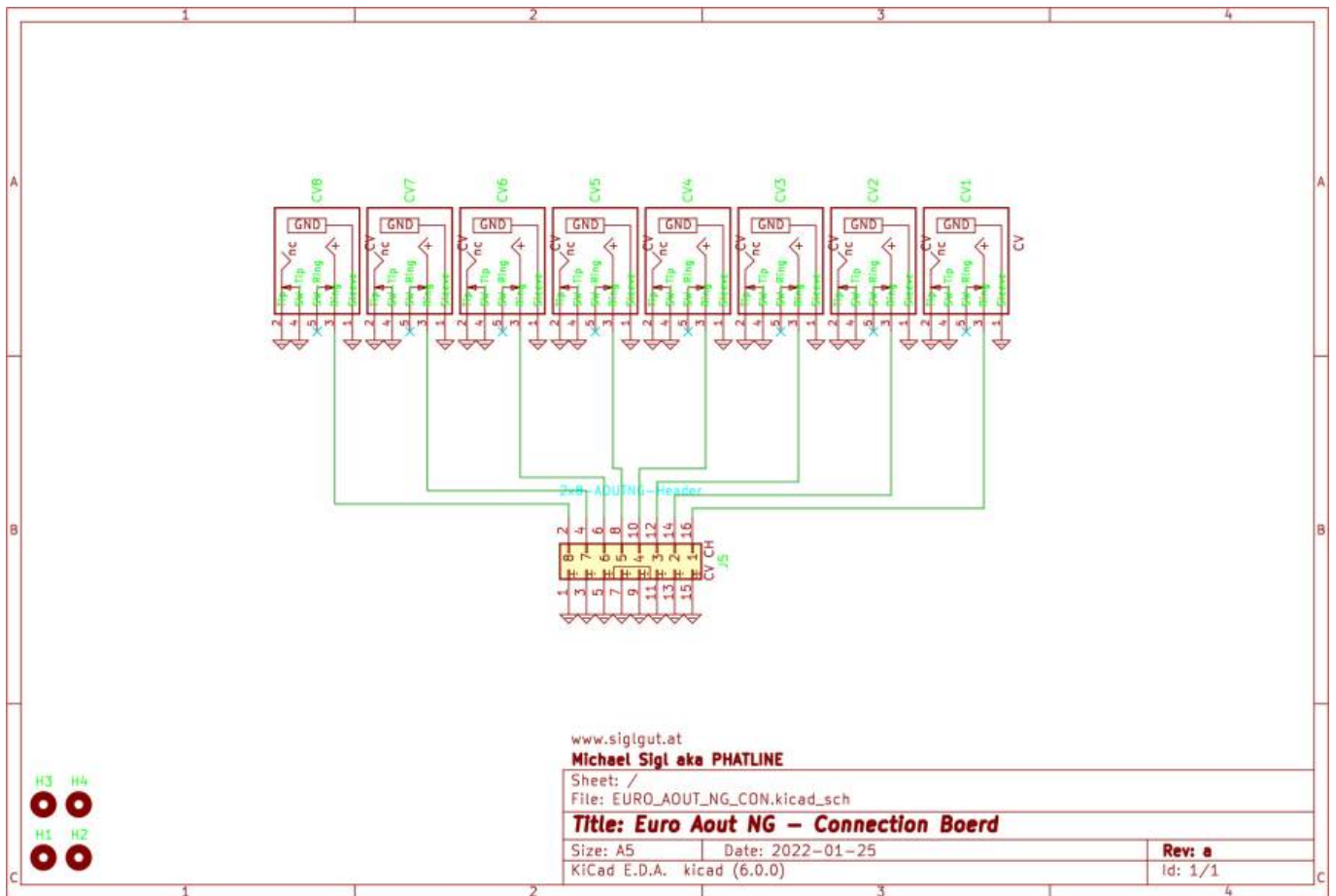
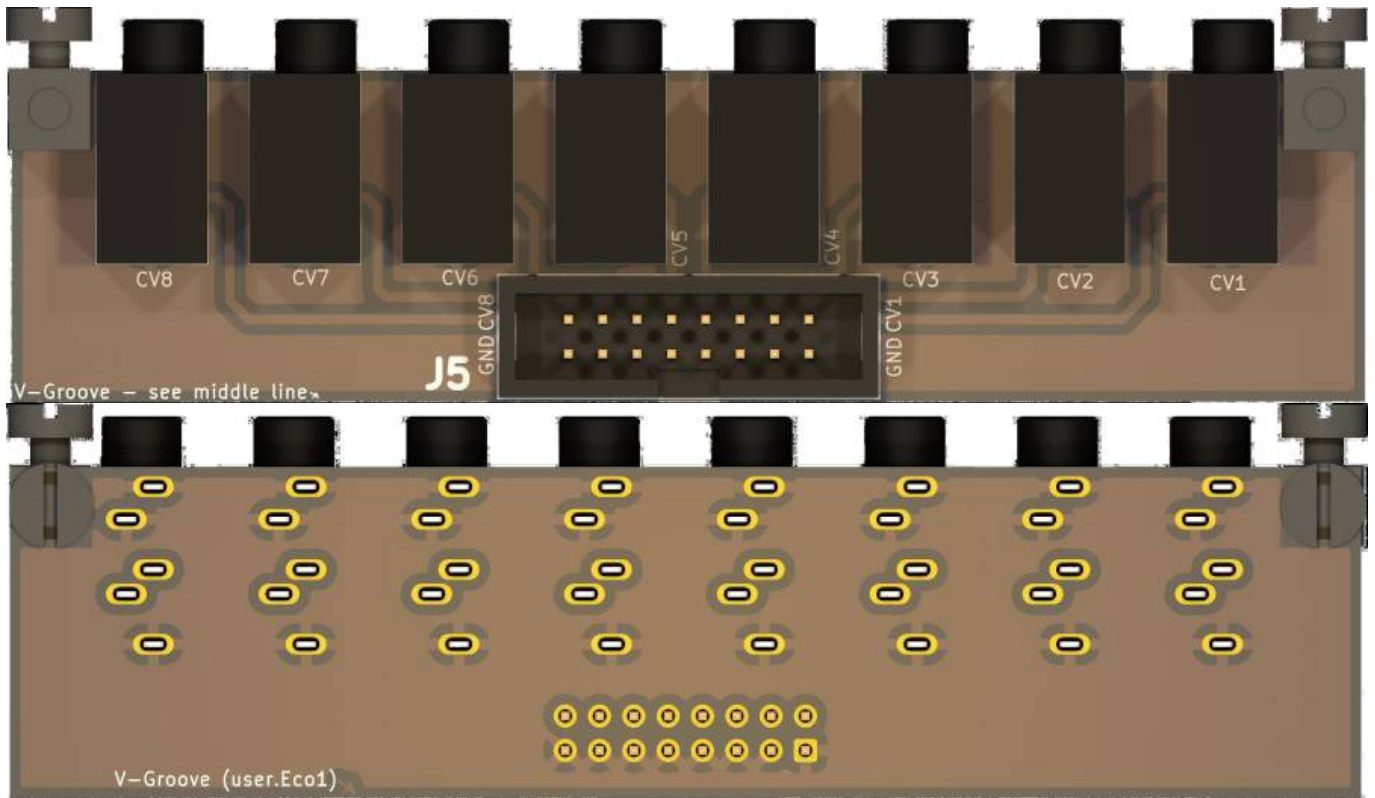


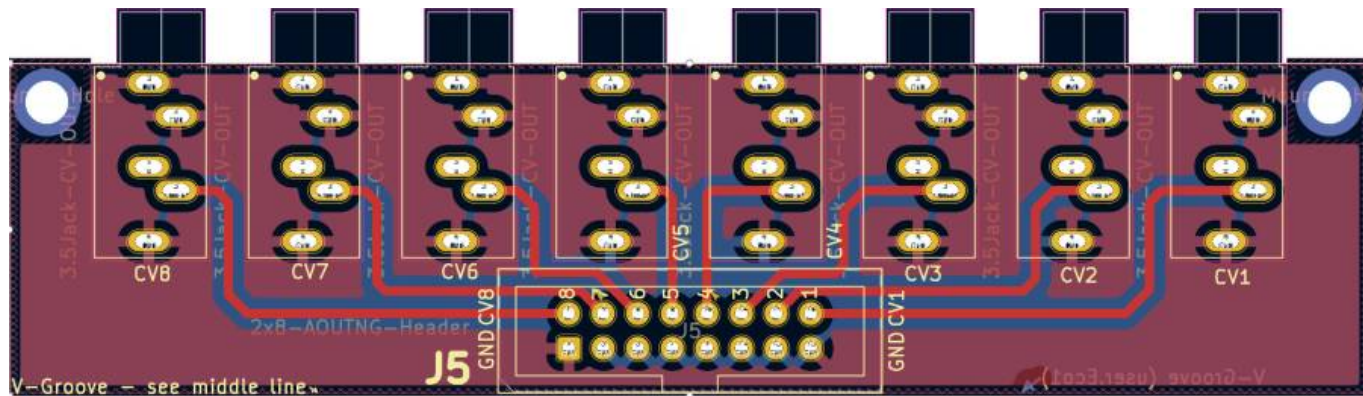
EuroRack - AOUT-NG - IO-Port and Frontpanel



PCB Size is 100x40mm







Hardware Requirements

- Soldering Iron - with a Dip that can Handle Thruhole-Parts solder Paste...
- The other Parts from the BOM
- a Midibox Core32 + Aout-NG

Building and BOM

All necessary Information is printet on the PCB, but also check the Schematic...

Mouser:

Ref	Q	mouser	Type	Footprint	Description
J5	1	517-30316-6002	2x8 Pin Header	2x8 Pin Header 2.54 * 2.54 Pitch	to connect to Aout-NG J5
J5	2	710-61201623021	2x8 Pin Header	2x8 Pin Header 2.54 * 2.54 Pitch	to connect to Aout-NG J5
U3	1	771-74HC14D-T	74HC14	SOIC-14	SOLDER SKILLS
Cable	1	617-09180407001	Flat		a quantity forEver - you may have that already

2x [Leiterplatten Montageblock aka Standoffs](#) 100x summed 30€

You will also need M3 Screws - 2 off them...

Also here it is clever to order 100 pieces for a cheaper price - you will need this on all my projects...

if you order the PCB via my Gerbers you get 4 PCB on 1 100x100mm PCB... on JLCPCB you get min 5 of these PCBs... so you may order the needet Parts 20x times

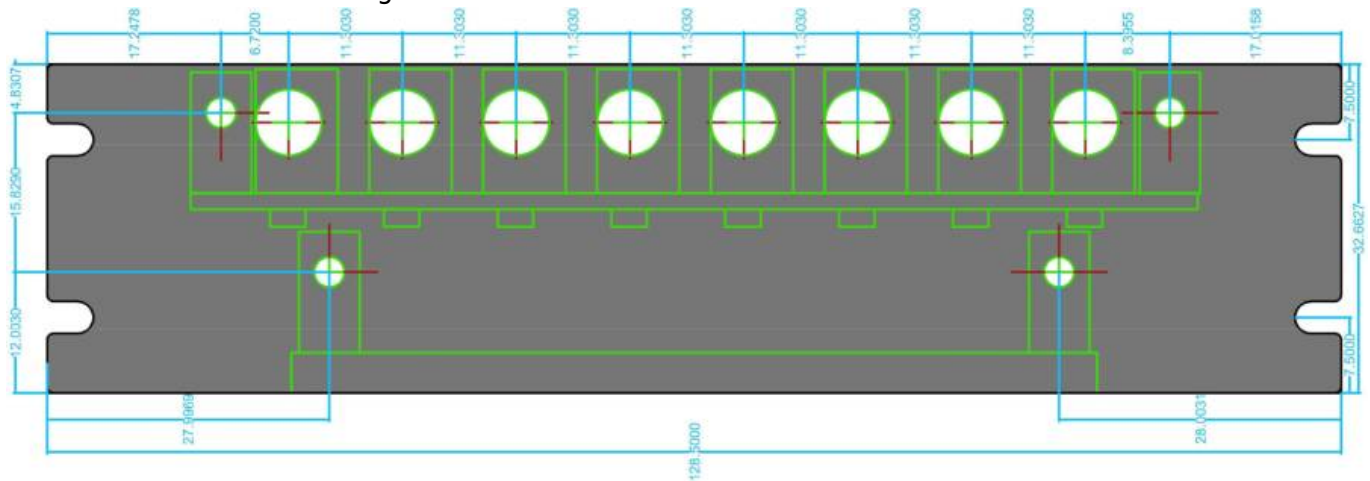
Frontpanel

Recommend Material

2mm x 128.5 x 17.78 Aluminium, anodised

A cheaper way is: order a 1,6mm thick Aluminium PCB as Frontpanel:

I will test this... this are the gerbers:



To Do

waiting for the PCBs and Panels...

Community users working on it

- **Phatline** = PCB & Schematic, Documentation...

Just let a Private message on the forum to user already involved.

From: <https://midibox.org/dokuwiki/> - **MIDIbox**

Permanent link: <https://midibox.org/dokuwiki/doku.php?id=euro-aout-ng-connector-board&rev=1643166827>

Last update: **2022/01/26 03:13**

