

LRE8x2 096 SSD1306-BAR for Eurorack

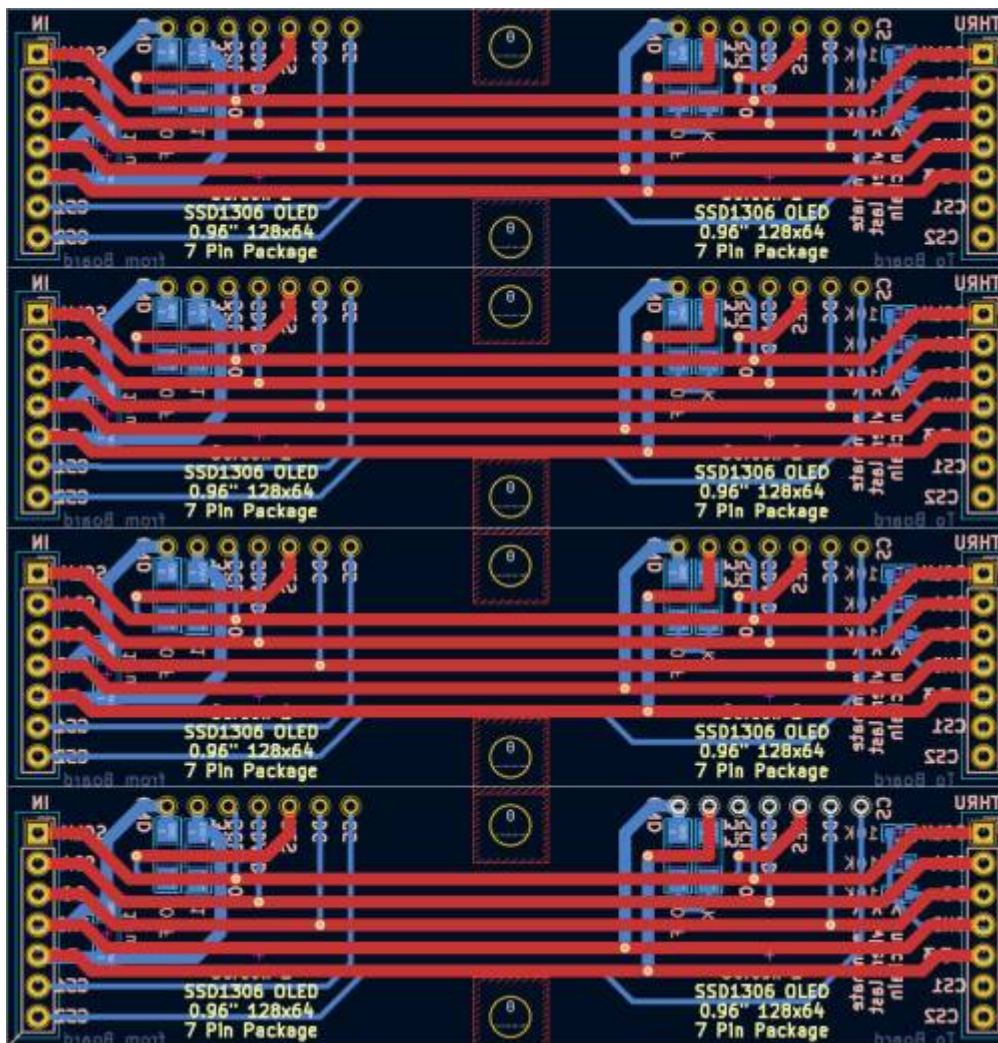


Eurorackpanel;
LRE-OLED-BAR & LRE8x2 V2.5 This Design is planned for SMD-LEDs - and Screens, - it only will work for transparent Plates - else it must be adaptet (mor drill holes) designed by Michael Sigl > www.siglut.at



4x PCBs on one 100x100mm

there is no V-Groove, you have to cut it on the marking groove it on top and back, with a new sharp cutter, do it several times, then break it



With this Method you pay for 20 PCBs 8€ all inclusive to EU-Austria

So you can Stuff 5 LRE8x2 with this.

Here are the gerberfiles for production - testet on JLCPCB

[lre-oled-gerber.zip](#)

Hardware Requirements

- a MIOS32 Core to connect too
- Soldering Iron - with a Dip that can Handle Thruhole-Parts, solder Paste...
- LRE8x2 for its nature use

Schematic




Full Schematic:
[lre-oled-bar-schematic.pdf](#)


Building and BOM

The Values are printet on the PCB.


- Following Quantity is for 4 PCBs:**
- 8x 1Row 7Pin headers (2.54mm pitch)
- 8x 1K 1208 SMD Resistors
- 12x 10uF 1208 Capacitors (non polarized)
- 3x 10K 0603 SMD Resistors which are optional



8x 0.96" SSD1306 Screens



Frontpanel



I made a DXF File which you can send to Formulor, i panalized it so there are 2 Plates in it
I payed 40€ summed for booth plates incl shipping from Germany to Austria

[2xlre-oled-bar-dxf.zip](#)

To Do

nothing- its the first protypte

Community users working on it

- **Phatline** = PCB & Schematic, UI-Programming, Documentation...

Just let a Private message on the forum to user already involved.

From:
<https://midibox.org/dokuwiki/> - **MIDIbox**

Permanent link:
<https://midibox.org/dokuwiki/doku.php?id=lre-oled-bar&rev=1642044265>

Last update: **2022/01/13 03:24**

