

MB-606RE

Introduction

The MB-606RE is a re-edit of CYM/HH and BD/SD drum parts of the Roland TR-606 to be controlled via MIDI (midibox MB-Modulbox) or CV through analog-Sequencers , in a a Eurorack-designed panel. Well known Circuit Mods from around Web & time are included by default.

FrontPanel

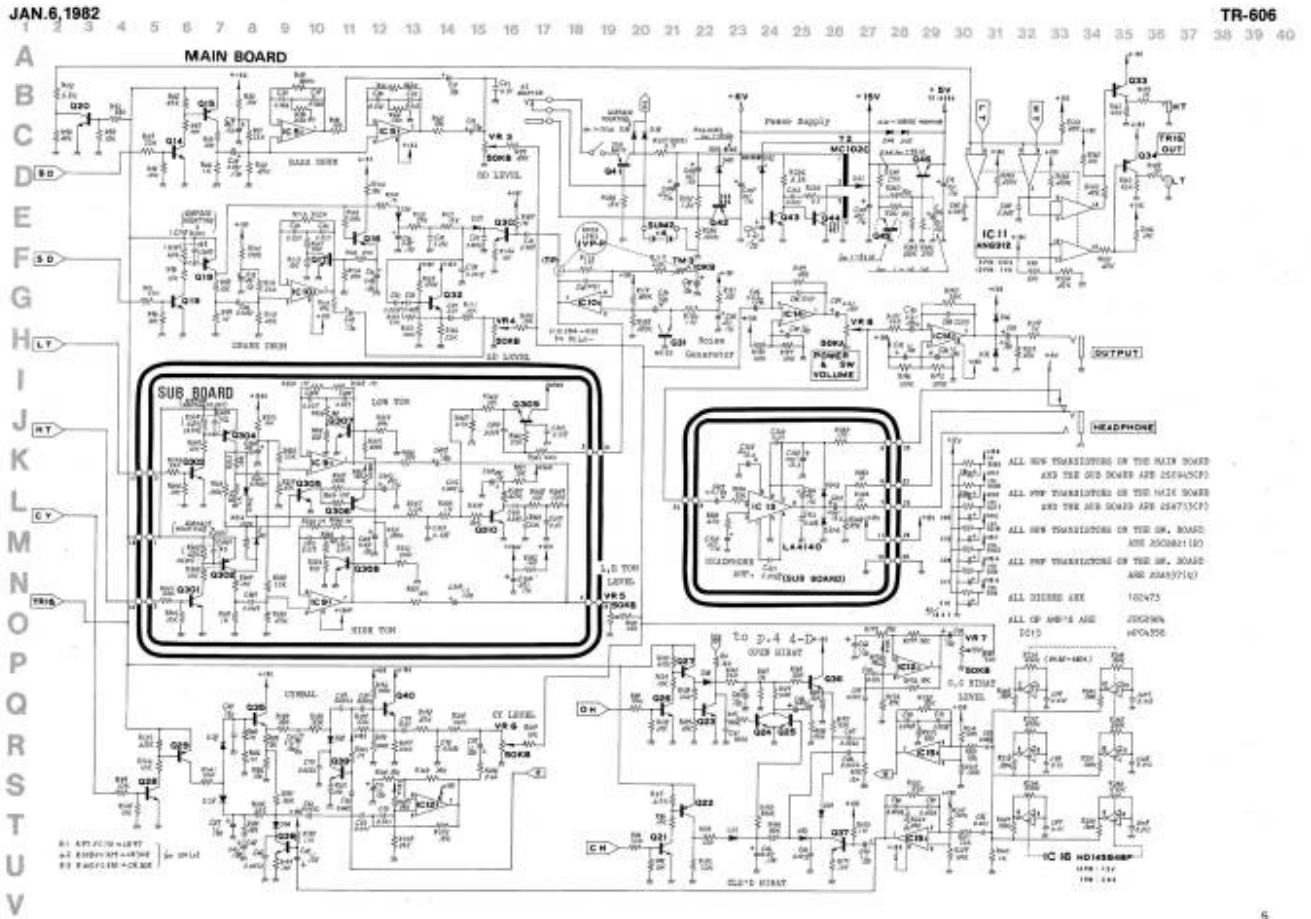
- [Drilling + Engraving + SmashTV Core32 Layout](#)

606 BD+SD, 606 HH+CY

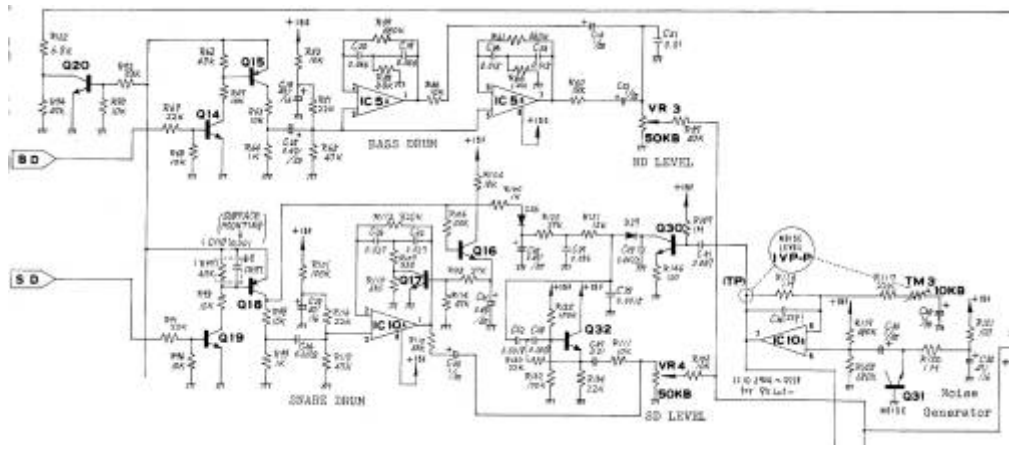
To spare Space: **we sandwich in 2 layers**

- **1st PCB** : BD+SD UI-PCB / HH+CY UI-PCB »> Breakoutboard+Potentiometer Boards
- **2nd PCB** : Analog Circuits: 2n We get the Analog Circuits mounted 90° angled with vertical female socket and angled DIL Pinheaders for better heat dissipation

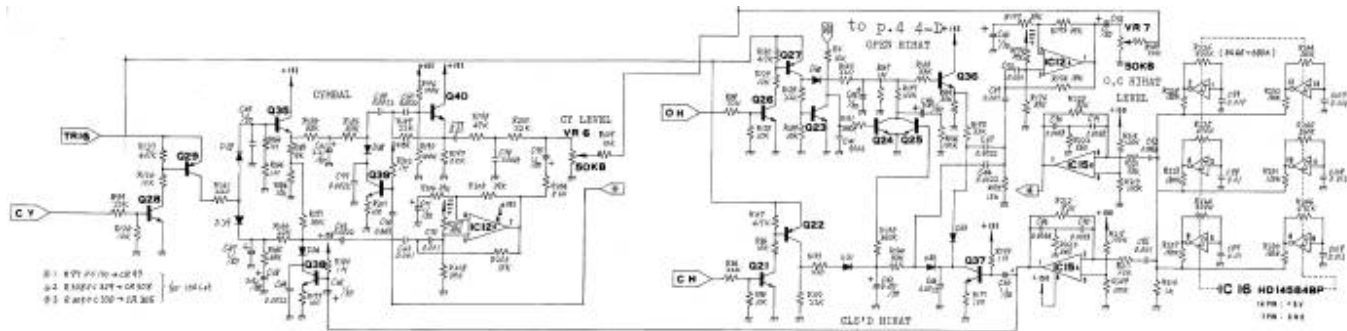
Original Schematics



BD / SD



CY / HH



Mods

Mod Sources

- [Geoff Waterston](#)
- [confusedmachines](#)
- [amazona-workshop](#)

Analog Mods

- **HH Noise:** 10K or 50K lin or log, have to check , orginally 10K trimpot, only change volume not to absolutely silence.
- **6OSC-Gain:** 50K log (not sure)
- **CY-HH Ext:** 50K lin
- **CY-HH BPF-Resonance:** 100K Stereo lin
- **CY-HH BPF1:** 5K lin
- **CY-HH BPF2:** 5K lin
- **CY-HPF:** : 50K log
- **HH-HPF:** 50K log
- **OH Decay:** 1M lin
- **CH Decay:** 1M lin
- **CY Decay:** 2M lin (internet) Phats machine has a 4M log
- **BD Tune:** 50K Log
- **BD Decay:** 2M lin
- **BD Tone:** 100K lin
- **Noise:** 50K log
- **SD Snappy:** 100K lin
- **SD Decay:** 500K lin
- **SD Tune:** 1M lin

On-Going

1. UI Parts Listing

Frontpanel

- [Jacks 3.5mm @ Thonk](#)
- [SPDT Switch ON-OFF-ON @ Rs-components](#)
- [Mini DIN 4 poles @ Rs-components](#)

Value	Type	Qty
3.5mm Jack	Vertical PCB-Mount	13
Switch	SPDT Vertical PCB-Mount ON-OFF-ON	1

Pots / Knobs

- [Alps RK11K Series](#)
- [Alpha Pots @ Thonk](#)
- [Knobs Suppliers](#)

Value	Type	Qty
5K	Linear	2
10K	Linear	6
50K	Linear	6
50K	Logarithmic	6
100K	Linear	2
1M	Linear	3
2M?	Linear	2
Knobs	Soft/Plastic/Alu	31

2. BD/SD - CYM/HH Parts Listing

Modded BD

Value	Type	Qty	Original Designation
2SA733/BC547	Transistor	1	Q15
2SC945/BC557	Transistor	2	Q14,Q20
JRC2904/LM2904	OpAmp	1	IC5
50K Ω	Pot Log	2	Level, ModTune
100K Ω	Pot Linear	1	ModTone
2M Ω	Pot Linear	1	ModDecay
0,47 μ F/50V	Capa Elec	1	C25
1 μ F/50V	Capa Elec	1	C22
33 μ F/16V	Capa Elec	1	C19
47 μ F/16V	Capa Elec	1	C18
0,015 μ F	Capa Ceram	2	C23,C24
0,01 μ F	Capa Ceram	1	C21
1K Ω	Res 1/4W	1	R64
3,3K Ω	Res 1/4W	1	R58
4,7K Ω	Res 1/4W	1	R62
6,8K Ω	Res 1/4W	1	R122

Value	Type	Qty	Original Designation
10KΩ	Res 1/4W	5	R52,R56Mod/R67/R68/R93
22KΩ	Res 1/4W	2	R51,R69
33KΩ	Res 1/4W	1	R92
47KΩ	Res 1/4W	3	R59,R65,R94
100KΩ	Res 1/4W	1	R57
470KΩ	Res 1/4W	1	R56
560KΩ	Res 1/4W	1	R61

Modded Noise/SD

Value	Type	Qty	Original Designation
2SA733/BC547	Transistor	1	Q18
2SC945/BC557	Transistor	6	Q19,Q17,Q16,Q30,Q31,Q32
JRC4558/NJM4558D	OpAmp	1	IC10
50KΩ	Pot Log	2	Level,Noise
100KΩ	Pot Linear	1	ModSnappy
500KΩ	Pot Linear	1	ModDecay
1MΩ	Pot Linear	1	ModTune
1N4148	Diode	2	D26,D27
22pF	Capa Ceram	1	C36Mod
0,001μF	Capa Ceram	1	C97
0,0015μF	Capa Ceram	1	C38
0,0018μF	Capa Ceram	2	C52,C58
0,0033μF	Capa Ceram	1	C34
0,01μF	Capa Ceram	1	C57
0,027μF	Capa Ceram	2	C32,C33
0,047μF	Capa Ceram	1	C51
0,055μF	Capa Ceram	1	C37
2,2μF	Capa Ceram	1	C35Mod
0,47μF/50V	Capa Elec	2	C31,C35
1μF/50V	Capa Elec	2	C30,C53
47μF/16V	Capa Elec	2	C28,C54
100Ω	Res 1/4W	2	R146,R151
330Ω	Res 1/4W	2	R107,R153
680Ω	Res 1/4W	1	R115
1KΩ	Res 1/4W	2	R99,R100
2,2KΩ	Res 1/4W	1	R91Mod
4,7KΩ	Res 1/4W	1	R97
5,6KΩ	Res 1/4W	1	RDecayMod
10KΩ	Res 1/4W	5	R95,R96,R98,R102,R111
15KΩ	Res 1/4W	1	R121
18KΩ	Res 1/4W	1	R104
22KΩ	Res 1/4W	2	R113,R154
27KΩ	Res 1/4W	2	R105,R120
47KΩ	Res 1/4W	2	R114,R118

Value	Type	Qty	Original Designation
68KΩ	Res 1/4W	2	R110,R148
100KΩ	Res 1/4W	4	R101,R106,R152,R155
470KΩ	Res 1/4W	1	R112Mod
680KΩ	Res 1/4W	1	R119
1MΩ	Res 1/4W	3	R116,R147,R150

Modded CY

Value	Type	Qty	Original Designation

Modded HH

Value	Type	Qty	Original Designation

3.MB-Modulbox-Main2-PCB > 4xAOUT_LC + 8xTrigger In PCB Parts Listing

Integrate CV Scaling circuit

Value	Type	Qty	Original Designation

4.Footprints List

- ALPS Pots
- Alpha Pots
- 3,5mm Jack
- Switch

5. Schematics in KiCAD

[KiCad Pre-Project MAIN by Phatline](#) » schematics have to be overworked

1. Analog drums PCBs
2. UI PCBs
3. Special MB-Modulbox-Main2 PCB (4xAOUT-LC+8xTrigger out)

From: <https://midibox.org/dokuwiki/> - **MIDIbox**

Permanent link: <https://midibox.org/dokuwiki/doku.php?id=mb-606re&rev=1470341342>

Last update: **2016/08/04 20:09**

