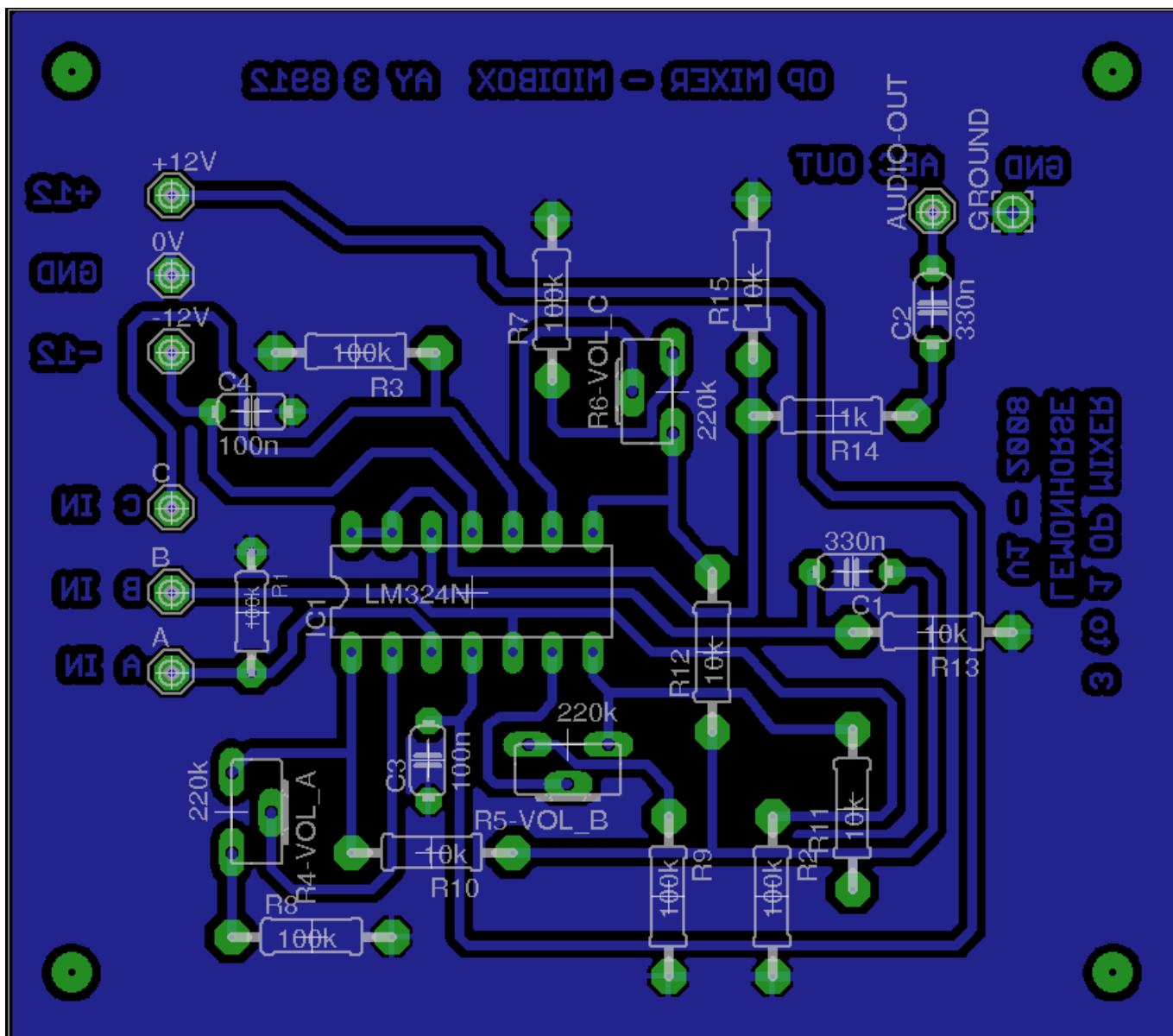



# MIDIBox AY 3 8912 Mixer (Ver. 1a)


- OP AMP Mixer (Tone ABC) for the MIDIBox AY 3 8912

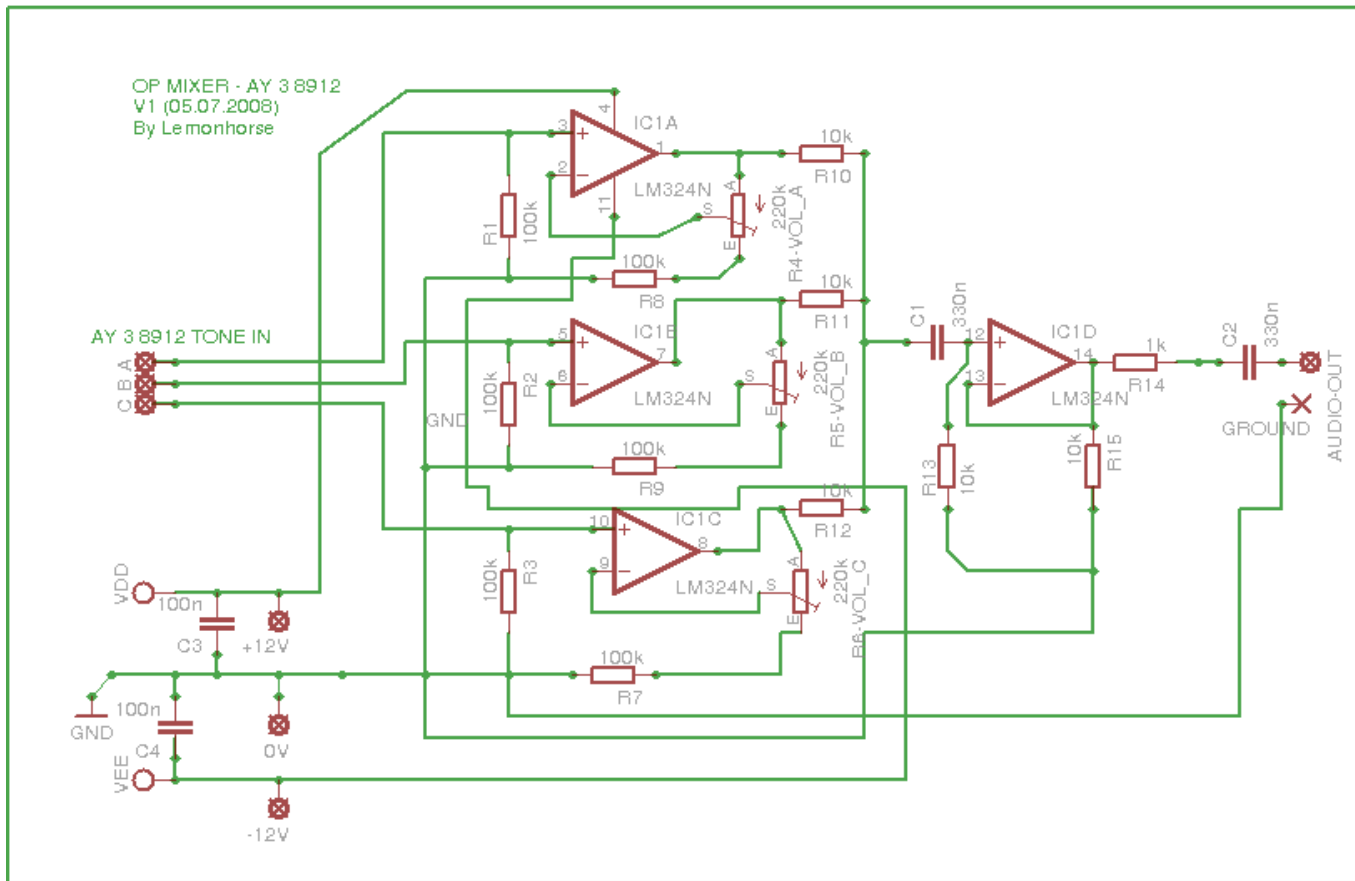












**Notes:**

- Pot R4 (Volume Tone A), R5 (Volume Tone B) and R6 (Volume Tone C) are designed for volume finetuning (not for turning off tone A/B/C)

**Pot Options:**

- R4, R5, R6 = 100k (less volume)
- R4, R5, R6 = 220k (more volume)

**OP: LM324N (4xOP, +/-12V) - Datasheet:**

- ⇒ [LM324N.pdf](#) /
- ⇒ [lm324.pdf](#)

**This Board was etched by PCB-Mike**

- PCB-Mike ⇒ [www.mikes-elektronikseite.de](http://www.mikes-elektronikseite.de)

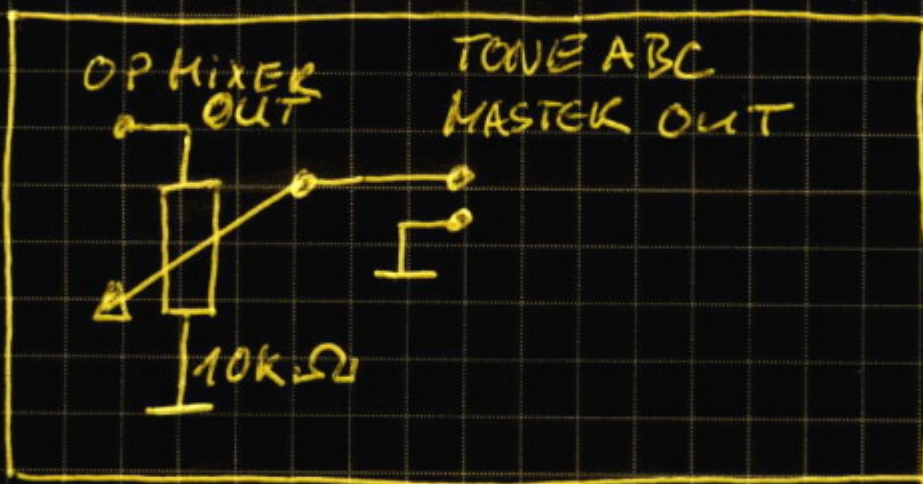
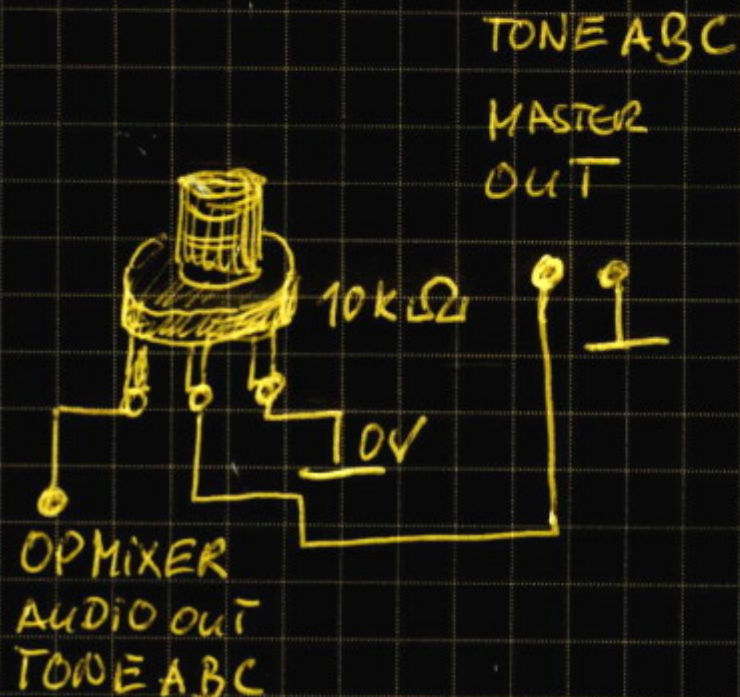
**Download: Eagle 5.1 Files + Partlist - MIDIBox AY 3 8912 Mixer (Ver.1a)**

[mbay\\_eagle.zip](#)

⋮ ⋮ ⋮

# MASTER VOLUME POT

## MASTER VOLUME POT MIDiBox AY 3 8912

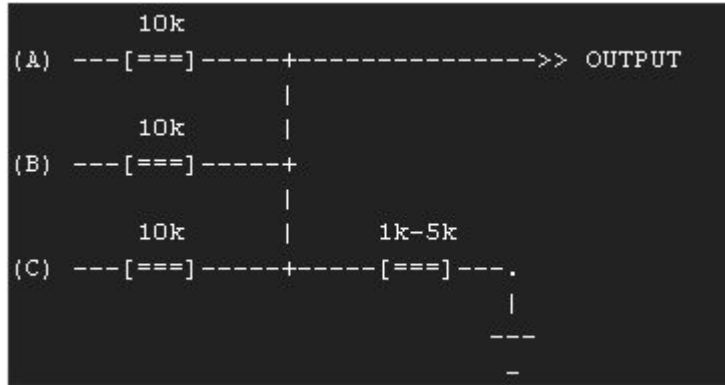


Lemouhose  
07.09.2008

... :: :

## No OP MIXER Option

**Notice:** "You can easily leave out the opamp buffer board for testing. Just connect all three outputs via 10k resistors and add a pulldown of 1k-5k from that signal to ground." (NLS Podewski, 2008-10-02)



...

::

:

[07.10.2008]

From: <https://midibox.org/dokuwiki/> - **MIDIbox**

Permanent link: [https://midibox.org/dokuwiki/doku.php?id=midibox\\_ay\\_3\\_8912\\_mixer&rev=1223377336](https://midibox.org/dokuwiki/doku.php?id=midibox_ay_3_8912_mixer&rev=1223377336)

Last update: **2008/10/26 19:38**

