

# SVN Repository for MIOS8 and MIOS32 projects

MIOS8 and MIOS32 projects are stored in a SVN repository.

TODO: explain installation of SVN clients for Windows/MacOS/Linux here Optionally search for “svn” in the wiki to retrieve already existing documentation.

## Downloading projects with a SVN client with read-only access (sufficient for most users)

Use following URLs:

- MIOS8: `svn:svnmios.midibox.org/mios` \* MIOS32: `svn:svnmios.midibox.org/mios32`

## Downloading projects with a SVN client for read & write access

Ask TK for a SSH account.

Then use following URLs:

- MIOS8: `svn+ssh:svn@midibox.org/mios` \* MIOS32: `svn+ssh:svn@midibox.org/mios`

## Using the SVN Web Client to determine Firmware Changes

Here an usage example:

Go to <http://svnmios.midibox.org>

Select the MIOS32 repository, and then click on the “View logs” button.

SUBVERSION REPOSITORIES SVN.MIOS32 svnmios32 English - English

---

(root)/ - Rev 2106 Rev HEAD Go

◀ Rev 2105 | Last modification | Compare with Previous | **View Log** | RSS feed

Path	Last modification	Log	RSS
playground/	2003 220d 10h norbim1	<a href="#">Log</a>	<a href="#">RSS</a>
trunk/	2106 14d 07h tk	<a href="#">Log</a>	<a href="#">RSS</a>

Compare Paths

Log message:  
MBSEQ: fixed drum display in edit page

Check the comments, they are sometimes helpful. Select the potential problematic version with a “known good” one, or whatever you want to compare. Then click on the “show changed files” button:

### SUBVERSION REPOSITORIES SVN.MIOS32

svn.mios32 English - English












(root)/ - Rev 2106

Rev HEAD Go

 Show changed files |  Directory listing |  RSS feed

#### FILTERING OPTIONS

From rev  To rev  Max revs   
Search history for   
Show All

Rev	Age	Author	Path	Log message	Diff
<input type="checkbox"/> 2106	14d 07h	tk	/trunk/apps/sequencers/midibox_seq_v4/core/	MBSEQ: fixed drum display in edit page	
<input type="checkbox"/> 2105	15d 01h	tk	/trunk/apps/sequencers/midibox_seq_v4/hwcfg/	MBSEQ: added hint about DOUT pin mirroring in MBSEQ_HW.V4 files	
<input type="checkbox"/> 2104	15d 02h	tk	/trunk/apps/sequencers/midibox_seq_v4/	MBSEQ: improved glide mode for polyphonic steps	
<input type="checkbox"/> 2103	15d 04h	tk	/trunk/apps/sequencers/midibox_seq_v4/	midibox_seq_v4_087	
<input checked="" type="checkbox"/> 2102	15d 05h	tk	/trunk/apps/sequencers/midibox_seq_v4/core/	MBSEQ: store_file_required -> ui_store_file_required	
<input checked="" type="checkbox"/> 2101	15d 05h	tk	/trunk/apps/sequencers/midibox_seq_v4/	MBSEQ: some updates	
<input type="checkbox"/> 2100	17d 02h	tk	/trunk/apps/controllers/midibox_ng_v1/	MBNG: added LOAD command to .NGR file	
<input type="checkbox"/> 2099	20d 23h	tk	/trunk/apps/controllers/midibox_ng_v1/	MBNG: fixed SRIO num_sr reconfig for matrices	
<input type="checkbox"/> 2098	23d 03h	tk	/trunk/apps/sequencers/midibox_seq_v4/	MBSEQ: up to 8 DIN sync clock outputs available now	
<input type="checkbox"/> 2097	25d 00h	tk	/trunk/	MBNG: use new spi_midi flag so that no special app binary needs to be used	
<input type="checkbox"/> 2096	25d 00h	tk	/trunk/	MIOS32: allow to disable/enable SPI MIDI	

This gives you a nice looking diff over all changes:

COMPARE REVISIONS

This comparison shows the changes necessary to convert path

/ @ 2101

→ / @ 2102

↔ Reverse comparison

Compare Path: / Rev 2101

With Path: / Rev 2102

Compare Paths

REV 2101 → REV 2102

Ignore whitespace

```

/trunk/apps/sequencers/midibox_seq_v4/core/seq_ui_opt.c
128,7 → 128,6
// Local variables
////////////////////////////////////

static u8 store_file_required;
static u8 local_selected_item = 0; // stays stable when menu is exit

175,12 → 174,12
u8 value = seq_core_steps_per_measure >> 4;
if( SEQ_UI_Var8_Inc(&value, 0, 15, incrementer) >= 0 ) {
seq_core_steps_per_measure = (value << 4) + 15;
store_file_required = 1;
ui_store_file_required = 1;
return 1;
}
} else {
if( SEQ_UI_Var8_Inc(&seq_core_steps_per_measure, 0, 255, incrementer) >= 0 ) {
store_file_required = 1;
ui_store_file_required = 1;
return 1;
}
}

192,12 → 191,12
u8 value = seq_core_steps_per_pattern >> 4;
if( SEQ_UI_Var8_Inc(&value, 0, 15, incrementer) >= 0 ) {
seq_core_steps_per_pattern = (value << 4) + 15;
store_file_required = 1;
ui_store_file_required = 1;
return 1;
}
} else {
if( SEQ_UI_Var8_Inc(&seq_core_steps_per_pattern, 0, 255, incrementer) >= 0 ) {
store_file_required = 1;
ui_store_file_required = 1;
return 1;
}
}

208,7 → 207,7
seq_core_options.SYNCHED_PATTERN_CHANGE = incrementer > 0 ? 1 : 0;
else
seq_core_options.SYNCHED_PATTERN_CHANGE ^= 1;
store_file_required = 1;
ui_store_file_required = 1;
return 1;

case ITEM_PATTERN_MIXER_MAP_COUPLING:
216,7 → 215,7

```

And with some luck you will find out quickly, that the variable has been declared in seq\_ui.c :)

I'm using this web based method as well whenever somebody reports a problem after firmware

changes in order to find out what I did



From: <https://midibox.org/dokuwiki/> - MIDIBOX

Permanent link: <https://midibox.org/dokuwiki/doku.php?id=svn&rev=1419981719>

Last update: 2014/12/30 23:21

